

UBI Basic - LASER MARKING SYSTEM

Safety class 1

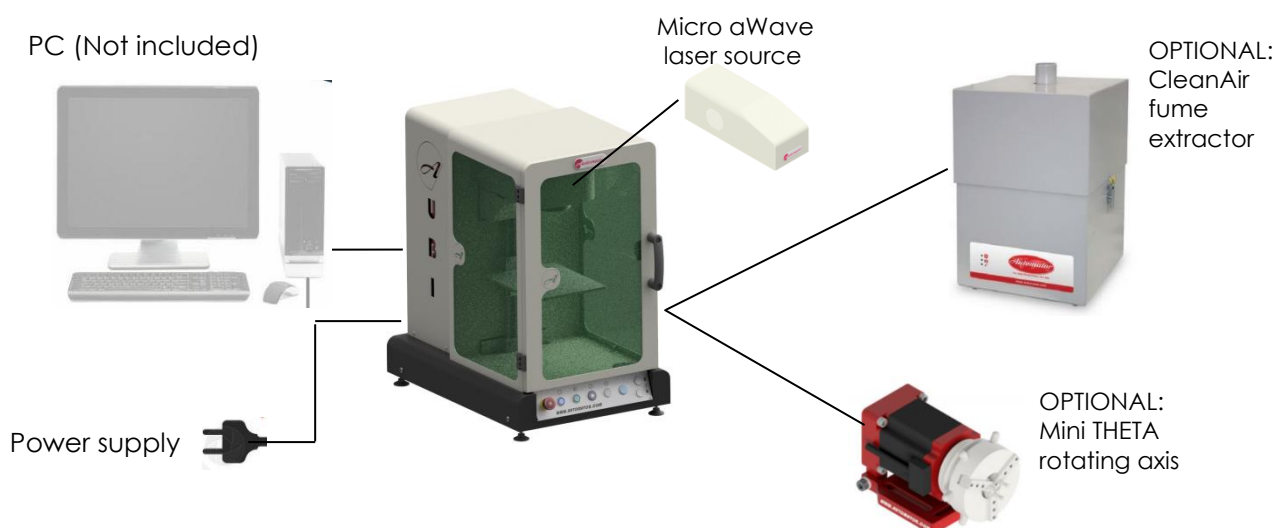
The system

Laser system for small and medium size productions including a **Micro aWave** source which allows to create markings comparable to a 20W fiber laser on many materials. The external protective structure is extremely compact, ideal for positioning on a work bench. The loading door opening and closing system is manual with a magnetic locking system while the internal Z axis is electric and can be driven by a button. Large certified inspection windows on three sides offer a complete view of the internal loading chamber for checking marking activities. **UBI Basic** is a **SIL3 safety Class 1 device**.

UBI Basic, requires a PC, not included.



System layout

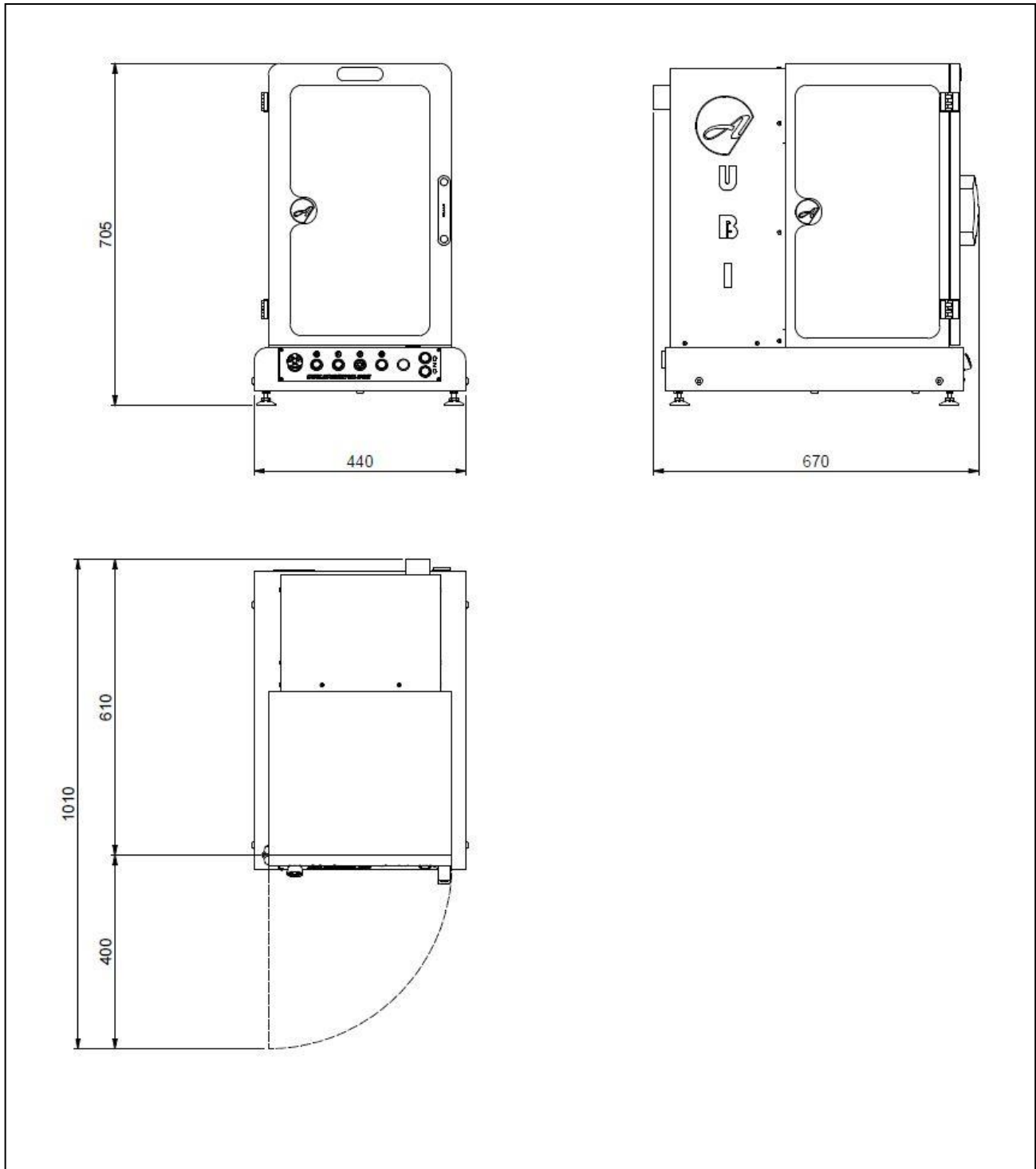


Accessories

- Rotating Micro Theta axis
- metal piece detection system
- tags positioning system
- fume/dust extractor
- Double pointer focus detector

Automator UBI Basic – Laser marking system

Technical drawing



Automator UBI Basic – Laser marking system

Technical data

Dimensions: LxWxH (mm • in):	670x440x705 - (26.38x17.32x27.76)
Weight (kg • lb):	42 • 92,5
Loading area WxH (mm • in):	340x550 - (13.38x21.65)
Maximum item markable height (mm • in):	see below
Optical isolator:	YES
Working area illumination:	YES
Door opening:	manual
Z axis drive mode:	electrical
Working temperature (°C • °F):	+15 / +39 - 32 / 100.4
Store temperature (°C • °F):	+5 / +60 - 14 / 140
Humidity (%):	30 - 85
Cooling system:	Air
Connectivity:	Power supply - RJ45 door
Directive 2011/65/EC - Restriction of Hazardous Substances (RoHS):	Respectful
Safety class:	1
MTBF (Working hours):	140000
IP Certification of the cover: (CEI70-1)	30
Optional axis available	Rotating micro THETA

Laser source

Ubi Basic sets a laser source with self-adjusting frequency. Belonging to the new α -Wave™ products family, exclusive Automator technology, the **UBI Basic** source was built by-passing the concept of "power", being able to mark, depending on the materials and applications, with performance comparable to that of a 20W fiber. And this guarantees excellent results on plastics, metals, anodized, ceramic, polycarbonate, painted and much more



Vertical axis

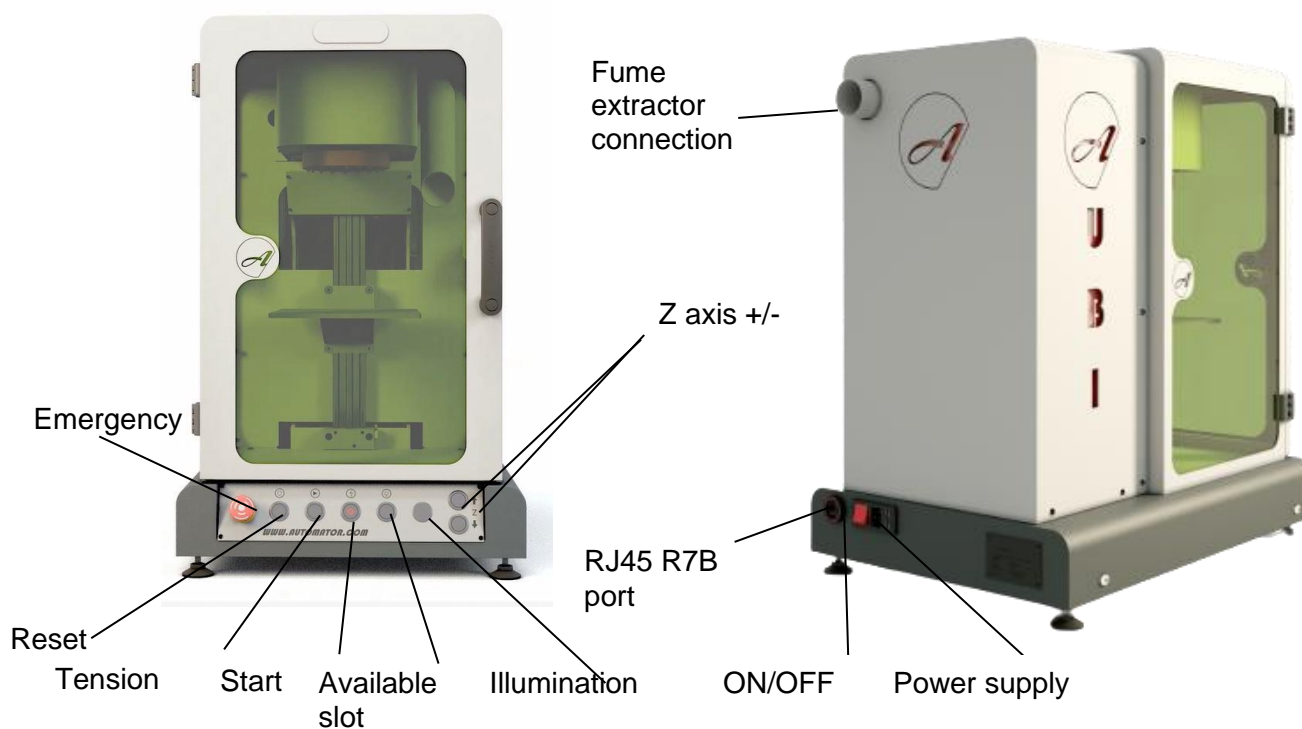
UBI Basic sets an electric Z axis with a large base (200x200 mm 7,9x7,9 inches) for an easy setting of the piece to be marked, for a maximum weight of 5 Kg or 11 lbs.

Red diode

Inside the loading area, the laser source is equipped with a visible red light at 632 nm (class III), with about 2 mW in power, used as a pointer, to preview the marking area directly on the surface of the piece .

Automator UBI Basic – Laser marking system

Connectivity and control panel



Available lenses

Lens F100	Flat field – marking area
Lens F160	Flat field – marking area 110x110 mm • 4,33"x4,33"
Lens F254	Flat field – marking area 180x180 mm • 7"x7"

Focal distances

Lens F100	
Lens F160	177mm • 6.96"
Lens F254	301mm • 11.85"

Maximum item height

Lens F100	
Lens F160	100 mm • 3,9"
Lens F254	20 mm • 0,8"

EuGenius™ Software

EuGenius Software has been projected and developed by Automator highly specialized team, consolidating the marked requests in the long term marking knowhow of more than 80 years in marking.

Versatile in the applications and friendly to use, even by operators without highly technical specific training, such as CAD knowledge.

- Multilanguage menu
- Management barcode "Datamatrix", 2D code, QR code, PDF Queues
- Easy import of vector drawings, DXF

Automator UBI Basic – Laser marking system

- Easy import of raster graphics, BMP, JPEG, .JPG, GIF
- Complete set of laser parameters such as speed or power laser
- Texts, Text arcs, text on curved lines,
- Lines, rectangles, polygons, circles and arcs
- TTF Font ® (windows property)
- Graphic preview
- Texts with date, serial numbers, shift codes and year/month/day
- Multi fillings or single profile markings
- Templates (object to be marked as background)
- Proportion scale, move, rotate, group creation of each object on the screen
- Quick Test for an easy identification of the best laser parameters
- Automation & object tiling
- External axis commanded by software
- Shutter control
- Easy diagnosis of troubleshootings